

Dynamic Viewing



Model courtesy of the NHTSA website: www.ncac.gwu.edu

Dynamic Viewing

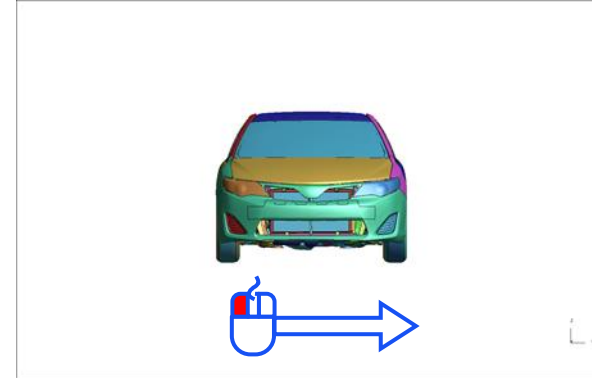
Rotate about screen X/Y axis

1. Hold down either the shift or ctrl key.
2. Position the cursor near the centre of the graphics window.
3. Drag the model using the left mouse button, and the cursor changes to the symbol shown below.



Mouse and Keyboard view

Drag the mouse to the **right**.



Initial view



After rotating



Dynamic Viewing

Rotate about screen Z axis

1. Hold down either the shift or ctrl key.
2. Position the cursor near the edge of the graphics window.
3. Drag with the left mouse button, and the cursor changes to the symbol shown below.



Mouse and Keyboard view

Drag the mouse
downwards.



Initial view



After rotating



Dynamic Viewing

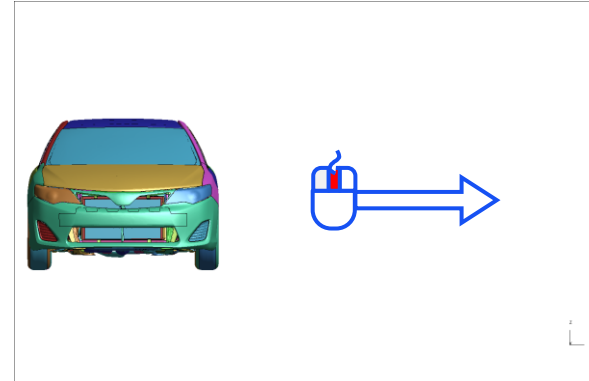
Translate

1. Hold down either the shift or ctrl key.
2. Drag with middle mouse button.
3. The cursor changes to the symbol shown below.



Mouse and Keyboard view

Drag the mouse to the **right**.



Initial view



After translating to the right



Dynamic Viewing

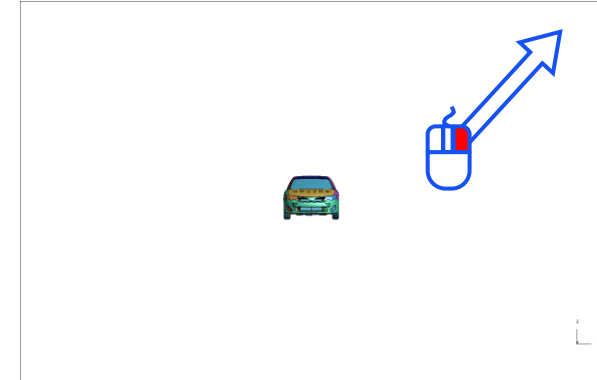
Zoom

1. Hold down either the shift or ctrl key.
2. Drag with right mouse button.
3. The cursor changes to the symbol shown below.




Mouse and Keyboard view


Drag the mouse
diagonally upwards.



Initial view



After zooming in



Contact us

Global / UK

T: +44 121 213 3399

E: dyna.support@arup.com

India

T: +91 40 69019723 / 98

E: india.support@arup.com

China

T: +86 21 3118 8875

E: china.support@arup.com

USA

T: +1 415 940 0959

E: us.support@arup.com

Subscribe to
our newsletter:



Follow us on:



@Oasys LS-DYNA
Environment



@Oasys LS-DYNA
Environment



@Oasys



@Oasys

<https://www.oasys-software.com/dyna/>